

## 7.0/3.04 mm and 2.4/1.042 mm

### Description and purpose

These coaxial adapters, operating between 0 and 18 GHz, are designed to connect microwave devices of 7.0/3.04 mm path with devices of 2.4/1.042 mm path. The adapters are designed with male-male, female-female and female-male connectors with inch or metric thread on 7.0/3.04 mm path side. Adapter bodies and nuts are made of stainless steel. Central conductors are made of tempered beryllium bronze and plated with wear-proof gold. Low dielectric permeability and high strength insulation is applied. Used materials and adapter design provide low loss and reflection level, high stability of parameters for at least 2000 connect/disconnect cycles at operating temperatures between -60 °C and +85 °C. Minimum screen attenuation is 100 dB. Custom adapters with maximum operating temperature up to 110 °C are available for ordering. The adapters are manufactured in accordance with ZhNKU.468562.002 TU specification.



### Specifications of PK2-18 coaxial adapters

Model	Connectors	Frequency range, GHz	VSWR, max. (typ.)		Insertion loss, dB max. (typ.)		Fig.
			0 ... 12 GHz	12 ... 18 GHz	0 ... 12 GHz	12 ... 18 GHz	
PK2-18-01R-05R	Type III (female) – 2.4 mm (female)	0 ... 18	1.12 (1.07)	1.15 (1.1)	0.25 (0.1)	0.3 (0.15)	1
PK2-18-11R-05R	Type N (female) – 2.4 mm (female)						2
PK2-18-01-05	Type III (male) – 2.4 mm (male)						3
PK2-18-11-05	Type N (male) – 2.4 mm (male)						4
PK2-18-01R-05	Type III (female) – 2.4 mm (male)						
PK2-18-11R-05	Type N (female) – 2.4 mm (male)						
PK2-18-01-05R	Type III (male) – 2.4 mm (female)						
PK2-18-11-05R	Type N (male) – 2.4 mm (female)						

### Specifications of PK2A-18 coaxial adapters

Model	Connectors	Frequency range, GHz	VSWR, max. (typ.)		Insertion loss, dB max. (typ.)	Fig.
			0 ... 12 GHz	12 ... 18 GHz		
PK2A-18-01R-05R	Type III (female) – 2.4 mm (female)	0 ... 18	1.1 (1.05)	1.12 (1.08)	0.2 (0.12)	5
PK2A-18-11R-05R	Type N (female) – 2.4 mm (female)					6
PK2A-18-01-05	Type III (male) – 2.4 mm (male)					7
PK2A-18-11-05	Type N (male) – 2.4 mm (male)					8
PK2A-18-01R-05	Type III (female) – 2.4 mm (male)					
PK2A-18-11R-05	Type N (female) – 2.4 mm (male)					
PK2A-18-01-05R	Type III (male) – 2.4 mm (female)					
PK2A-18-11-05R	Type N (male) – 2.4 mm (female)					

## Dimensions

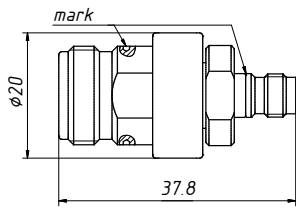


Fig. 1

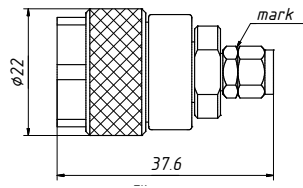


Fig. 2

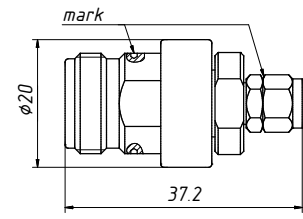


Fig. 3

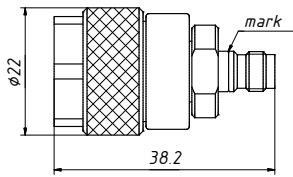


Fig. 4

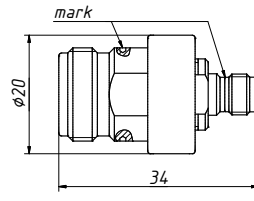


Fig. 5

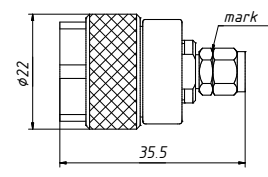


Fig. 6

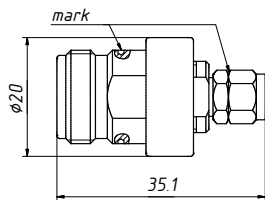


Fig. 7

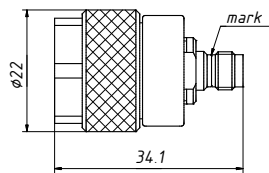


Fig. 8

## Ordering example

- PK2-18-01R-05R coaxial adapter, type III (female) – 2.4 mm (female).